

This is love.
Wrapped in fur.

Protect the love.



FLEA CONTROL



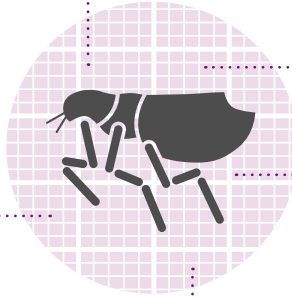
Facts About Fleas



Can lay eggs
24 hours
after biting

Can jump
up to

13"



Females can lay
50 eggs per day

Transmit and cause diseases like:

- Flea Allergy Dermatitis
- Tapeworm disease
- Bartonella
- Anemia (severe infestations)
- Feline Infectious Anemia
- Bubonic Plague



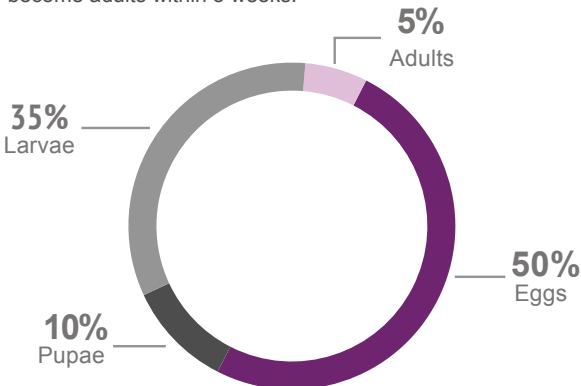
Life cycle can
be completed in

3 weeks

Why are flea infestations so hard to get rid of?

ONLY 5% OF THE FLEAS IN YOUR CAT'S ENVIRONMENT ARE ADULTS THAT BITE YOUR CAT.

The remaining 95% are in the development stage ready to become adults within 3 weeks.





Vectra® for Cats & Kittens and Vectra® for Cats



Vectra® for Cats & Kittens AND Vectra® for Cats protect your favorite feline from all stages of fleas. Applying Vectra® every month helps prevent flea infestation, re-infestation, and protects your cat or kitten from flea-borne diseases.

Fast-Acting

- Kills through contact so fleas do not have to bite in order to die
- Protects cats and kittens against flea-borne diseases, including tularemia, rickettsiosis, bartonellosis, and tapeworm

Flea Protection

- Kills fleas at all life stages for 1 month
 - Adults
 - Eggs
 - Larvae
 - Pupae
- Remains effective after exposure to sunlight

Convenient

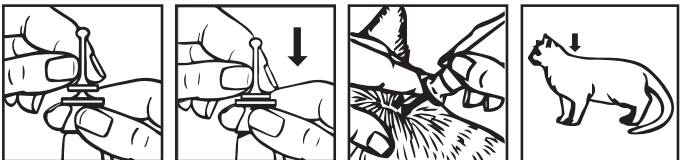
- Patented applicator makes application easy, clean, and accurate
- Can be used on kittens as young as 8 weeks of age



How to apply Vectra® for Cats & Kittens and Vectra® for Cats

Before administering Vectra® for the first time, you should ask your veterinarian to demonstrate the proper application technique.

1. **USE ONLY ON CATS.** Do not use on other animals.
2. Remove tube from package.
3. The cat should be standing or in a comfortable position for easy application.
4. Hold tube upright, pointing away from face, place thumb and index finger around the applicator tip under the large disk. With other hand, grasp the stem of the applicator tip above small disk. Press down firmly on small disk until both disks meet, piercing the seal. (See illustration below)
5. Part the hair down to the level of the skin and slowly apply the product at the base of the cat's or kitten's neck until the tube is completely empty, as show in the diagram below. Avoid superficial application to the cat's or kitten's hair.
6. Repeat once a month or as recommended by your veterinarian.
7. For control and prevention of adult fleas, flea eggs, flea larvae, and flea pupae, year-round treatment is recommended.



DO NOT get the product in your cat's (or kitten's) eyes or mouth.

For more information about Vectra®, ask your veterinarian,
call 800-999-0297 or visit VectraPet.com.