
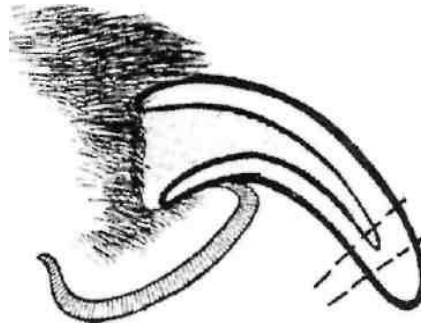


The Blood Supply in the Canine Nail and Proper Nail Trimming

1. Nail Basics - The nail of a dog has a blood supply and a nerve inside of it; this is sometimes referred to as the "Kwik". When trimming a dog's nail you must try not to cut the nail too short and cut into this area. If you do cut into this area you will cause pain and the nail will bleed.
2. As the nail grows, the kwik will grow also. This makes cutting long nails a challenge. The key is that as a nail is cut or filed - The kwik will recede. So if a nail is long and the blood supply extends to the end of the nail, it is better to trim small amounts off of the nail once a week, for several weeks than it is to cut the nail to the desired length.



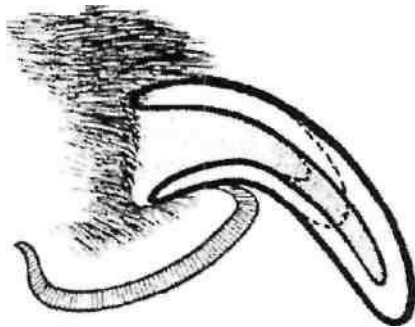
The Blood Supply in a normal Short Nail.



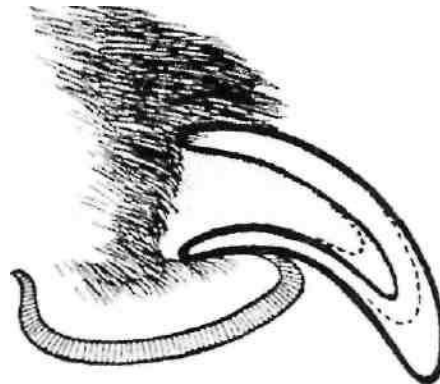
Note how the blood supply gets longer as the nail grows.

*A cut here will cause Pain and Bleeding and the nail **will still be too long.***


***Trim Here** and the blood supply will begin to get shorter.*




If you clip or file a little off of a long nail every few days, the blood supply will continue to recede.



As the nail gets shorter so does the blood supply.



Only when a nail is kept short can it be trimmed without bleeding. If the same cut had been made on the long nail above, it would have caused bleeding.



A properly trimmed nail